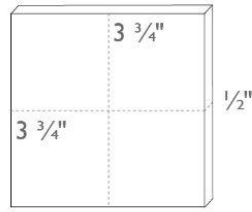


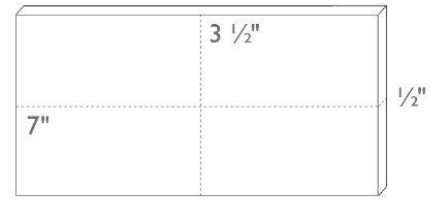
CASALE RUSTICO

USAGE	Y / N
interior floor	N
interior wall	Y*
exterior floor	N
exterior wall	N
residential light traffic	N
commercial light traffic	N
radiant heating compatible	N
fireplace surround	Y
shower	Y*
steam shower	Y*
fountain	N
freeze thaw	N
pool	N
heat resistant	N
sink backsplash	Y*
stove backsplash	Y*
grout joint size	varied *
UV resistant	Y

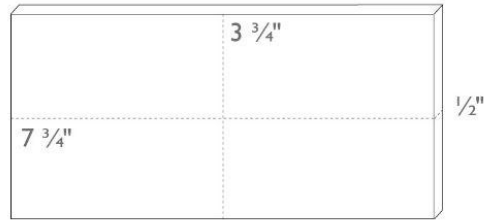
Quadrato square



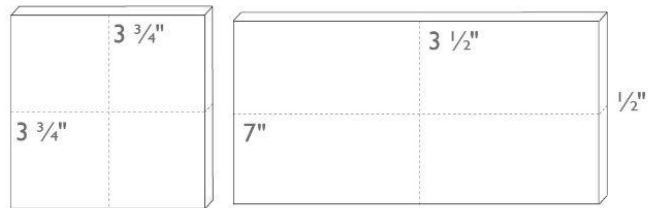
Misto rectangle



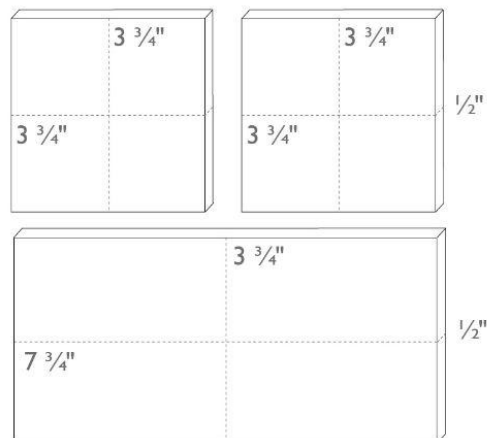
Normale rectangle



Misto bundle



Normale bundle



Standard thickness for Casale Rustico is $\frac{1}{2}"$.

Please note all dimensions are nominal. Please note that dimensions can vary $\pm \frac{1}{4}"$.

*There are specific installation requirements for this usage. Please discuss with your installer.

CASALE RUSTICO

What's in our tile: Casale Rustico is an exclusive clé collaboration with Fornace Brioni. This tile features a hand-hewn Italian terracotta clay body awash with a glossy white glaze with a slight surface ripple, perfect for projects seeking the warmth of an artisan terracotta tile.

Due to the handmade craftsmanship of our tiles and the variety of materials used, there will be degrees of variation in color, shade, size and texture across production lots or batches. This means that your sample may not be a perfect match with your actual order, and that your add-on order may not be a perfect match to either. **This is the beauty of artisanal tile!**

INSPECTING YOUR SHIPMENT

- All Casale Rustico tiles are made by hand, therefore crazing and noticeable variations in thickness, depth, color, shade, texture and size are to be expected. Color and shade variations between tile sizes and shapes can occur as well. You might also have some tiles with cracks, pits and chips.
- Due to the variations in color and shade of Casale Rustico tiles, it is important to blend the tiles from all boxes once they arrive and place them in their installation area to ensure you have the layout you want before installing.
- Industry standard suggests adding at least 15% overage due to tile cuts, potential breakage, or future repairs.
- Dust and shipping residue are to be expected and should be cleaned prior to installing.

INSTALLATION FYIs

- clé offers general information about our tiles and their unique qualities and usages. Proper installation will only be attained if you have selected a seasoned installer with years of experience with artisan tiles. Any installer without artisan tile experience will not know how to install clé tiles and will likely result in failed installations.
- As is standard in the tile industry, installation deems acceptance of materials. Do not install if there are visible issues. If you have any doubts or are unsure of what qualifies as a visible issue for the tile you are installing, please reach out to us prior to installation. Our tiles are subject to variations in color, texture, size and finish. Misuse by contractor or end-user including but not limited to negligence, physical and/or chemical abuse is not covered by clé's warranty.
- Tile is merely the surface of your construction. Installation problems will arise from inexperienced artisan tile installers, substrate or construction engineering and/or installation issues. Please refer to your project architect, structural engineer and/or installer for best results.
- Do not use blue tape or other construction tape during product installation. We cannot guarantee that the tape will not erode or damage our products.
- To accommodate variations in tile sizes, wedge spacers can be used to keep tile lines straight during installation.
- Install the tiles as late as possible in the project to minimize the risk of damaging the tile.

- However, if you plan to install your tile prior to the installation of cabinets, fixtures, etc., refinishing will likely be necessary before your installation can be considered finished. Shipping imperfections is also alleviated by a refinishing as the final step of installation.
- Please work with your project architect, structural engineer and/or installer to make sure that this final step is being accounted for in your project timeline and to ensure that you are getting the desired final look on your installation.
- Please refer to the current edition of the TCNA Handbook for best installation results and ANSI A137.1 American National Standard Specifications for Ceramic Tile to reference for specifications.

INSTALLATION AREAS

- Casale Rustico tiles should not be on any floors, both interior and exterior, and are therefore not radiant heating compatible.
- Casale Rustico tiles can be used on fireplace surrounds.
- Casale Rustico tiles can be installed on backsplashes, in bathrooms, and showers with the application of a penetrating sealer.
- Casale Rustico tiles can be used as a stove backsplash, please consult with your installer to see if a range splash is required for your installation.
- Casale Rustico tiles can be used on interior walls but should not be installed on exterior walls.
- Casale Rustico tiles can be used on shower floors where the natural variation on the surface of the tile can provide additional protection against slipping. Additionally, using a thicker grout line, an off-center placement and/or cutting into smaller 2" x 2" tiles, can also provide protection because there are more grout lines.
- Casale Rustico tiles should not be installed in pools or fountain areas.
- Casale Rustico tiles are not freeze/thaw rated on their own.

GROUT

- clé recommends the use of Mapei Ultracolor Plus FA grout with our Misto bundle, Quadrato square, Misto rectangle, and Normale rectangle installations. For our Normale bundle, we recommend Mapei Flexcolor CQ grout.
- clé recommends a 1/16" grout joint for our Normale bundle, 1/8" grout joint for our Quadrato square, Misto rectangle, and Normale rectangle, and a mixture of 3/8", 1/2" and 3/4" grout joints for our Misto bundle.
- Grout color selection is always up to our client and/or their design professional. However, clé is often asked for our opinion on best grout selections for our tiles. And due to the large array of grout colors that are now available, clé would like to offer this general guideline on a grout color selection for any of your clé tiles.
 - First, have your contractor complete your tile installation, except for the grout portion.
 - Next, ask your contractor to bring ALL grout color charts from his preferred grout manufacturer for your review.

- Lastly, choose a time of day when you are most pleased with the lighting in your space (either natural lighting, installed lighting or a blend of both). During that lighting and time of day, select the grout color that best matches your tile selection.
- If you are working with highly color-variegated tiles or a combination of tiles, we recommend that you follow the above recommendations—but match your grout to the color in your installation that you would like to accentuate.
- For Casale Rustico tiles, you must apply sealant or a grout release before grouting to minimize risk of grout haze and to allow for easy clean up.
- If your contractor is having any issues or questions regarding this grout, please reach out to Mapei tech support directly at 1-800-992-6273 as they are the best and fastest line of contact.

SEALING, MAINTENANCE & CARE

- Please follow Laticrete's [Sealing, Maintenance & Care](#) guide for more guidance on cleaning, maintaining, and caring for your tile installation.
- **If you have any questions regarding Laticrete products or how to use them, please contact Laticrete directly by phone: 1-800-243-4788 X 1235.**

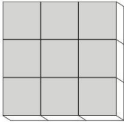
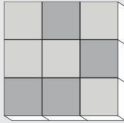
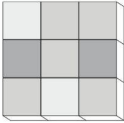
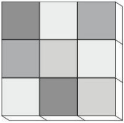
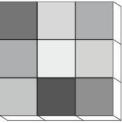

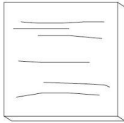
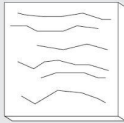
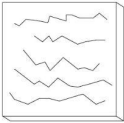
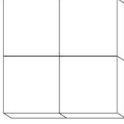
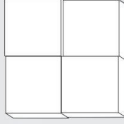
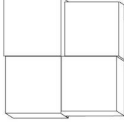
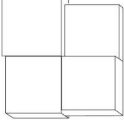
ADDITIONAL SPECIFICATIONS

COLOR, TEXTURE AND SIZE VARIATION

Because of the natural materials and the artisan production methods used in our Casale Rustico tiles, there will be noticeable variations in thickness, size, shade and color. These differences are more pronounced in certain types of tiles than others, especially in tiles from separate production lots, or “batches”. This makes it unlikely that your sample will be a perfect match with your actual order or that your add-on order will be a perfect match to your actual order.

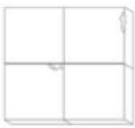
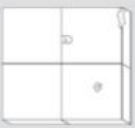
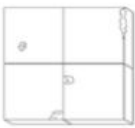


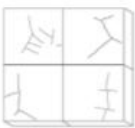
The following is a guide for the different degrees of variation that we have assigned our tiles:

Casale Rustico tiles are rated ‘level 2 slight’ for color variation and ‘level 3 medium’ for texture variation, and ‘level 2 medium’ for size variation.

CATEGORY	LEVEL 1	LEVEL 2	LEVEL 3	LEVEL 4	LEVEL 5
COLOR VARIATION	 <p>low</p>	 <p>slight</p>	 <p>medium</p>	 <p>heavy</p>	 <p>extreme</p>
TEXTURE VARIATION	 <p>smooth</p>	 <p>slight</p>	 <p>medium</p>	 <p>heavy</p>	n/a
SIZE VARIATION	 <p>slight</p>	 <p>medium</p>	 <p>heavy</p>	 <p>extreme</p>	n/a

IMPERFECTIONS

Casale Rustico tiles are rated 'level 1 light' for pits/chips and cracks/crazing.

	LEVEL 1	LEVEL 2	LEVEL 3
PITS/CHIPS	 will occur	 prevalent	 heavy
CRACKS	 light	 medium	 heavy

PRODUCT DESCRIPTION

Handmade, glazed terracotta tiles.

PRODUCT COMPONENTS

Clay, glaze, pigments.

DIMENSIONS

Quadrato Square	9.5 cm x 9.5 cm x 1.3cm (3 3/4" x 3 3/4" x 1/2") / .02 kg per tile (.43 lb)
Normale Rectangle	9.5 cm x 19.7 cm x 1.3 cm (3 3/4" x 7 3/4" x 1/2") / .39 kg per tile (.85 lb)
Misto Rectangle	8.9 cm x 17.8 cm x 1.3 cm (3 1/2" x 7" x 1/2") / .33 kg per tile (.73 lb)

* Please note all dimensions are nominal. Please note that dimensions can vary +/- 1/4".

AVERAGE COEFFICIENT OF FRICTION (DCOF ACUTEST)

DCOF testing has not been performed on Casale Rustico tiles. The uneven surface of the tile can provide a natural slip resistance.

Please note that a sealant may help increase slip resistance.

FREEZE/THAW RESISTANCE (ASTM C1026)

Casale Rustico tiles are not freeze/thaw resistant.

WATER ABSORPTION (ASTM C373)

Glazed Casale Rustico tiles: avg. 26.4%; non-vitreous.

ACID RESISTANCE

Casale Rustico tiles are not resistant to acids and should be cleaned with pH neutral cleaners.

LEED CREDITS

The product is an inherently non-emitting source of VOCs (stone, ceramic, metals, powder-coated metals, plated or anodized metal, glass, cement, clay brick, and unfinished or untreated solid wood) and has no integral organic-based surface coatings, binders, or sealants.

Casale Rustico tiles are considered 'inherently non-emitting sources' under the Low-emitting Materials Credit of LEEDv4/v4.1. This is currently the only credit for our Casale Rustico tile that is eligible to be used toward LEED.

'Inherently non-emitting' means that these tile types have been shown to not contribute emissions to indoor environments and are therefore exempt from demonstrating compliance with CDPH v1.1-2010 or CDPH v1.2-2017.

Use of these tiles as Wall or Flooring materials should be entered in the LEED v4.1 low-emitting materials Calculator and identified as 'inherently non-emitting' in the Products Tab (Column L).

Disclosures for MR Credit Material Ingredient Disclosures under LEEDv4/v4.1, are not available at this time. We are exploring our disclosure options and have not established a timeline for completion.

Disclosures for MR Credit Environmental Product Declarations under LEEDv4/4.1, are not available at this time. We are exploring our disclosure options and have not established a timeline for completion.

Contribution to MR Credit Material Sourcing under LEEDv4/v4.1, does not apply as there is no recycled content, no bio-based materials, no wood, no reused products included in our tile at this time. Extended producer responsibility programs are highly difficult to manage given the nature of end-of-use tile removal methods. *Tile can last hundreds of years but fashions often change, which is the dominant reason for its removal. We work hard to ensure our stone tiles can withstand the test of time while remaining timeless.*

RECYCLED CONTENT

There is no recycled content in our Casale Rustico tiles at this time. See material sourcing disclosure above.

PERCENTAGE OF PRE-CONSUMER AND/OR POST-CONSUMER MATERIALS

There is no pre-consumer or post-consumer material content in our tiles at this time. See material sourcing disclosure above.

FIRE RATING

Typically, ceramic tile does not need to have fire rating testing performed. It is our understanding from TCNA that the explanation that ceramic is inorganic, inert, and typically free of materials that could burn or produce smoke is generally enough to satisfy a specifier and that testing is not necessary. Also, the temperatures observed in the testing are typically lower than the temperatures at which ceramic tiles are fired.

Casale Rustico is a ceramic tile and falls under the description, “because ceramic tile is non-flammable and does not produce smoke in a fire, it inherently meets the flame spread and smoke development requirements of Section 803 of the International Building Code (IBC) for interior wall and ceiling materials.”