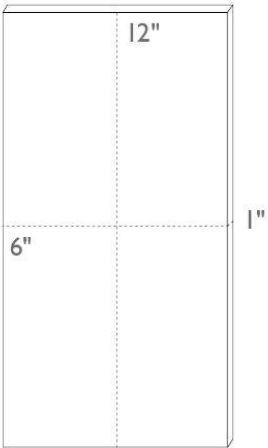


# FORNACE BRIONI + clé TRADITIONAL COTTO

USAGE	Y / N
interior floor	Y*
interior wall	Y*
exterior floor	Y*
exterior wall	Y*
residential heavy traffic	Y
commercial light traffic	Y
radiant heating compatible	Y
fireplace surround	Y
shower	Y*
steam shower	N
fountain	N
freeze thaw	N
pool	N
heat resistant	N
sink backsplash	Y*
stove backsplash	N
grout joint size	3/8"
UV resistant	Y



**Standard thickness for Cotto Romano & Cotto Grigio is 1".**  
Please note all dimensions are nominal. Please note that dimensions can vary +/- 1/4".  
\*There are specific installation requirements for this usage. Please discuss with your installer.

# FORNACE BRIONI + clé TRADITIONAL COTTO

---

**What's in our tile:** clé has partnered with Fornace Brioni to create a collection of traditional terracotta designed for the everyday. The resulting traditional Cotto Rosato and Cotto Grigio tiles are a tribute to Fornace's roots which will lend any space a minimalist but warm rustic look.

Due to the handmade craftsmanship of our tiles and the variety of materials used, there will be degrees of variation in color, shade, size and texture across production lots or batches. This means that your sample may not be a perfect match with your actual order, and that your add-on order may not be a perfect match to either. **This is the beauty of artisanal tile!**

---

## INSPECTING YOUR SHIPMENT

- Due to the natural materials and production process of Fornace Brioni + clé Cotto tavellas, there will be degrees of variation in color, shade and size in your order, therefore it is important to blend the tiles from all boxes once they arrive and place them in their installation area to ensure you have the layout you want before installing.
  - Efflorescence (salt deposits appearing as a white residue) is a normal occurrence in terracotta, and can be removed.
    - Store your terracotta tiles in a cool, dry place to prevent moisture build which can lead to efflorescence and other issues.
    - If efflorescence is present, have your installer do a quick sanding with an orbital sander and 120 grit sandpaper before sealing the tiles.
    - Additionally, Stonetech Restore Acidic Cleaner can also be used to remove efflorescence. See the “Sealing, Maintenance, and Care” section of this guide for more information.
  - Industry standard suggests adding at least 15% overage due to tile cuts, potential breakage, or future repairs.
  - Dust and shipping residue are to be expected and should be cleaned prior to installing.
- 

## INSTALLATION FYIs

- clé offers general information about our tiles and their unique qualities and usages. Proper installation will only be attained if you have selected a seasoned installer with years of experience with artisan tiles. Any installer without artisan tile experience will not know how to install clé tiles and will likely result in failed installations.
- As is standard in the tile industry, installation deems acceptance of materials. Do not install if there are visible issues. If you have any doubts or are unsure of what qualifies as a visible issue for the tile you are installing, please reach out to us prior to installation. Our tiles are subject to variations in color, texture, size and finish. Misuse by contractor or end-user including but not limited to negligence, physical and/or chemical abuse is not covered by clé's warranty.
- Tile is merely the surface of your construction. Installation problems will arise from inexperienced artisan tile installers, substrate or construction engineering and/or installation issues. Please refer to your project architect, structural engineer and/or installer for best results.

- Do not use blue tape or other construction tape during product installation. We cannot guarantee that the tape will not erode or damage our products.
  - Install the tiles as late as possible in the project to minimize the risk of damaging the tile.
  - Please refer to the current edition of the TCNA Handbook for best installation results and ANSI A137.1 American National Standard Specifications for Ceramic Tile to reference specifications.
- 

## INSTALLATION AREAS

- Fornace Brioni + clé Cotto tavellas can be used on interior and exterior floors, including light commercial traffic.
  - Fornace Brioni + clé Cotto tavellas can be used on fireplace surrounds
  - Fornace Brioni + clé Cotto tavellas are radiant heating compatible.
  - Fornace Brioni + clé Cotto tavellas can be installed on backsplashes, in bathrooms and showers with the application of a penetrating sealer.
  - Fornace Brioni + clé Cotto tavellas cannot be placed where heat is directed on them (inside fireplaces, pizza ovens, oven venting).
  - Fornace Brioni + clé Cotto tavellas can be used as a stove backsplash, please consult with your installer to see if a range splash is required for your installation.
  - Fornace Brioni + clé Cotto tavellas can be used on interior and exterior walls. Please refer to the “Sealing, Maintenance, and Care” section below for exterior sealing recommendations.
  - Fornace Brioni + clé Cotto tavellas can be used on interior and exterior walls with additional steps taken into consideration for freeze/thaw locations.
  - Fornace Brioni + clé Cotto tavellas are not suitable for use on pool, fountain water lines and steam shower installations.
  - Fornace Brioni + clé Cotto tavellas are not freeze/thaw rated.
- 

## GROUT

- clé recommends Mapei Flexcolor CQ grout for Fornace Brioni + clé Cotto tavella installations.
- Grout color selection is always up to our client and/or their design professional. However, clé is often asked for our opinion on best grout selections for our tiles. And due to the large array of grout colors that are now available, clé would like to offer this general guideline on a grout color selection for any of your clé tiles.
  - First, have your contractor complete your tile installation, except for the grout portion.
  - Next, ask your contractor to bring ALL grout color charts from his preferred grout manufacturer for your review.
  - Lastly, choose a time of day when you are most pleased with the lighting in your space (either natural lighting, installed lighting or a blend of both). During that lighting and time of day, select the grout color that best matches your tile selection lighting or a blend of both).
- If you are working with highly color-variegated tiles or a combination of tiles, we recommend that you follow the above recommendations—but match your grout to the color in your installation that you would like to accentuate.

- For Fornace Brioni + clé Cotto tavella, it is recommended to apply sealant or a grout release before grouting to minimize risk of grout haze and to allow for easy clean up.
  - Because of the thickness and shape of the tile it may be easier to use a grout bag to fill the grout joints, then float grout over the surface of the tiles.
  - If your contractor is having any issues or questions regarding this grout, please reach out to Mapei tech support directly at 1-800-992-6273 as they are the best and fastest line of contact.
- 

## SEALING, MAINTENANCE & CARE

- Please follow Laticrete's [Sealing, Maintenance & Care guide](#) for more guidance on cleaning, maintaining, and caring for your tile installation.
- **If you have any questions regarding Laticrete products or how to use them, please contact Laticrete directly by phone: 1-800-243-4788 X 1235.**

## ADDITIONAL SPECIFICATIONS



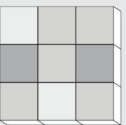
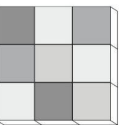





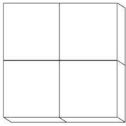
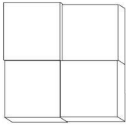

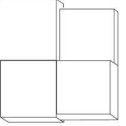
---

## COLOR,TEXTURE AND SIZE VARIATION

Due to the handmade craftsmanship of many of our tiles and the variety of materials used, there are degrees of variation in our tiles color, shade and texture. These differences are more pronounced in certain types of tiles than others, especially in tiles from separate production lots, or “batches”. This makes it unlikely that your sample will be a perfect match with your actual order or that your add-on order will be a perfect match to your actual order.

The following is a guide for the different degrees of variation that we have assigned our tiles:

Fornace Brioni + clé Cotto tavellas are rated 'level 3 medium' for color and texture variation, and 'level 3 heavy' for size variation.

CATEGORY	LEVEL 1	LEVEL 2	LEVEL 3	LEVEL 4	LEVEL 5
COLOR VARIATION	 low	 slight	 medium	 heavy	 extreme
TEXTURE VARIATION	 smooth	 slight	 medium	 heavy	n/a
SIZE VARIATION	 slight	 medium	 heavy	 extreme	n/a

---

## FLOOR RATING

Fornace Brioni + clé Cotto tavellas are rated III (can be used for light residential to light commercial foot traffic).

## **I** light residential

for residential areas with light foot traffic. examples can include bathroom, bedroom, formal dining and living rooms. please note the following:

- not suitable for shoes with hard sole profiles (cleats, stilettos, etc.)
- the floor must be kept clean from abrasive debris (gravel, mud, salt, etc.)
- immediately clean all stains (food, personal and household care products, oils, paints, chemicals etc.)

## **II** heavy residential

for residential areas with continuous foot traffic. examples can include entry, hallway, kitchen, foyer, laundry and mud rooms. please note the following:

- the floor must be kept clean from abrasive debris (sand, gravel, mud, salt, etc.)
- immediately clean all stains (food, personal and household care products, oils, paints, chemicals etc.)

## **III** light commercial

for commercial areas with light foot traffic. examples can include commercial offices, doctor's offices and boutiques. please note the following:

- the floor must be kept clean from abrasive debris (sand, gravel, mud, salt, etc.)
- immediately clean all stains (food, personal and household care products, oils, paints, chemicals etc.)

## **IV** heavy commercial

for commercial areas with continuous foot traffic. examples can include hotel lobby, retail, corridors in an office building, shopping mall and restaurant. please note the following:

- the floor must be kept clean from abrasive debris (sand, gravel, mud, salt, etc.)
- immediately clean all stains (food, personal and household care products, oils, paints, chemicals etc.)

## **V** industrial

standard industrial floor use with no extreme, heavy breakage or spillage. examples can include restaurant kitchen, bar work area, winery production, exterior hotel entry, airport, car showroom, driveway. please note the following:

- the floor must be kept clean from abrasive debris (sand, gravel, mud, salt, etc.)
- immediately clean all stains (food, personal and household care products, oils, paints, chemicals etc.)

---

## **PRODUCT DESCRIPTION**

Non-vitreous terracotta tiles, which are hand formed, and fired.

---

## **PRODUCT COMPONENTS**

Clay.

---

## DIMENSIONS

Cotto Rosato Rectangle	15.2 cm x 30.5 cm x 2.5 cm (6" x 12" x 1") / 1.35 kgs (2.97 lbs)
Cotto Grigio Rectangle	15.2 cm x 30.5 cm x 2.5 cm (6" x 12" x 1") / 1.35 kgs (2.97 lbs)

\* Please note all dimensions are nominal. Please note that dimensions can vary +/- 1/4".

---

## AVERAGE COEFFICIENT OF FRICTION (DCOF ACUTEST)

The textured, unglazed surface of the floor tiles can provide slip resistance.

Please note that a sealant may help increase slip resistance.

---

## FREEZE/THAW RESISTANCE (ASTM C1026)

Fornace Brioni + clé Cotto tavellas are not freeze/thaw resistant.

---

## WATER ABSORPTION (ASTM C373)

avg. 26.4%; non-vitreous.

---

## ACID RESISTANCE

Fornace Brioni + clé Cotto tavellas are not resistant to acids and should be cleaned with pH neutral cleaners.

---

## LEED CREDITS

The product is an inherently non-emitting source of VOCs (stone, ceramic, metals, powder-coated metals, plated or anodized metal, glass, cement, clay brick, and unfinished or untreated solid wood) and has no integral organic-based surface coatings, binders, or sealants.

Fornace Brioni + clé cotto tavellas are considered 'inherently non-emitting sources' under the Low-emitting Materials Credit of LEEDv4/v4.1. **This is currently the only credit for our Fornace Brioni + clé Cotto tavellas that is eligible to be used toward LEED.**

'Inherently non-emitting' means that these tile types have been shown to not contribute emissions to indoor environments and are therefore exempt from demonstrating compliance with CDPH v1.1-2010 or CDPH v1.2-2017.

Use of these tiles as Wall or Flooring materials should be entered in the LEED v4.1 low-emitting materials Calculator and identified as 'inherently non-emitting' in the Products Tab (Column L).

Disclosures for MR Credit Material Ingredient Disclosures under LEEDv4/v4.1, are not available at this time. We are exploring our disclosure options and have not established a timeline for completion.

Disclosures for MR Credit Environmental Product Declarations under LEEDv4/4.1, are not available at this time. We are exploring our disclosure options and have not established a timeline for completion.

Contribution to MR Credit Material Sourcing under LEEDv4/v4.1, does not apply as there is no recycled content, no bio-based materials, no wood, no reused products included in our tile at this time. Extended producer responsibility programs are highly difficult to manage given the nature of end-of-use tile removal methods. *Tile can last hundreds of years but fashions often change, which is the dominant reason for its removal. We work hard to ensure our terracotta tiles can withstand the test of time while remaining timeless.*

---

## RECYCLED CONTENT

There is no recycled content in our Fornace Brioni + clé cotto tavellas at this time. See material sourcing disclosure above.

---

## PERCENTAGE OF PRE-CONSUMER AND/OR POST-CONSUMER MATERIALS

There is no pre-consumer or post-consumer material content in our Fornace Brioni + clé Cotto tavellas at this time. See material sourcing disclosure above.

---

## FIRE RATING

Typically, ceramic tile does not need to have fire rating testing performed. It is our understanding from TCNA that the explanation that ceramic is inorganic, inert, and typically free of materials that could burn or produce smoke is generally enough to satisfy a specifier and that testing is not necessary. Also, the temperatures observed in the testing are typically lower than the temperatures at which ceramic tiles are fired.

Terracotta is a ceramic tile and falls under the description, "because ceramic tile is non-flammable and does not produce smoke in a fire, it inherently meets the flame spread and smoke development requirements of Section 803 of the International Building Code (IBC) for interior wall and ceiling materials."

