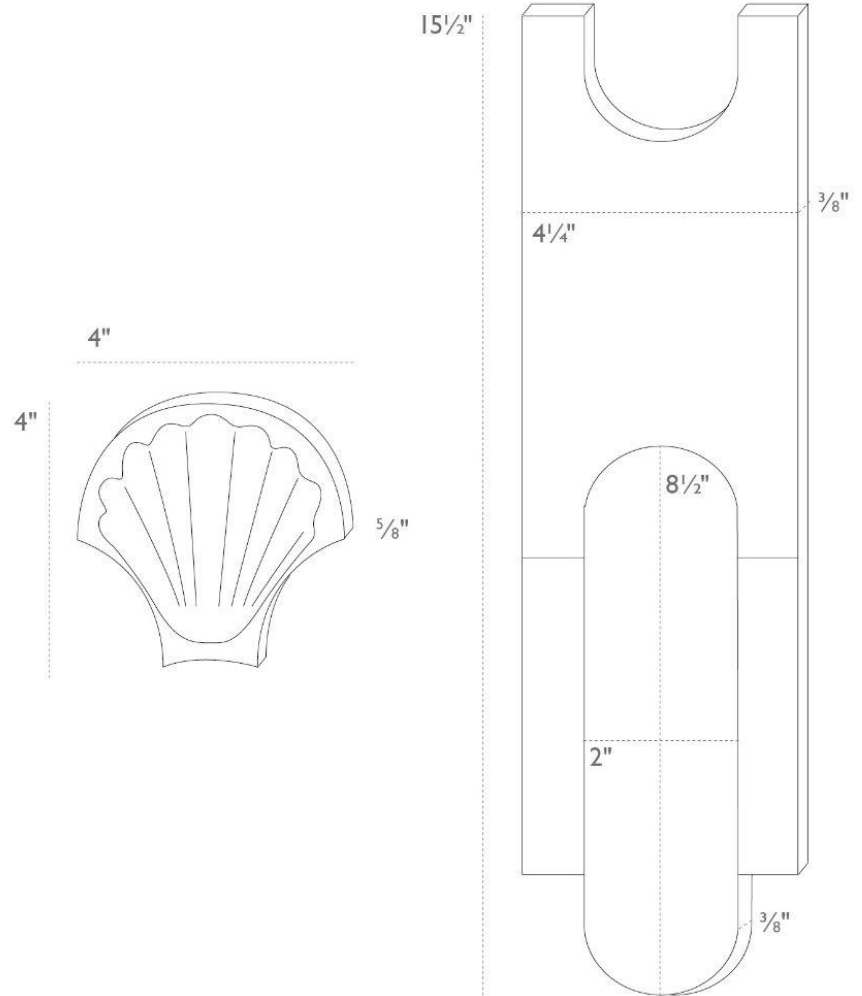


# FORNACE BRIONI + CRISTINA CELESTINO GLAZED CERAMIC

USAGE	Y / N
interior floor	N
interior wall	Y*
exterior floor	N
exterior wall	Y*
residential light traffic	N
commercial light traffic	N
radiant heating compatible	Y
fireplace surround	Y
shower wall	Y*
steam shower wall	Y*
fountain	N
freeze thaw	N
pool	N
heat resistant	N
sink backsplash	Y*
stove backsplash	Y*
grout joint size	1/8"
UV resistant	Y



**Standard thickness for Glazed Tivoli is 3/8" and 5/8" for Rocaille.**

Please note all dimensions are nominal. Additionally, dimensions can vary +/- 1/8".

\*There are specific installation requirements for this usage. Please discuss with your installer.

# FORNACE BRIONI GLAZED CERAMIC

---

**What's in our tile:** Fornace Brioni glazed ceramic tiles are part of an extraordinary collection of terracotta and ceramic tiles from Gonzaga, a small town in the Lombardy region of Italy, steeped in history and Renaissance culture and renowned for its terracotta. Each tile is created by hand in this family-run company, now in its fourth generation, headed by the Brioni brothers.

The glazed ceramic tiles are made in collaboration with architect and designer Cristina Celestino. The further addition of glazed ceramic tiles round out the offerings with bright modern color choices and sleek lines. The resulting collections delve into themes of classical architecture, with nods to renaissance grottos and Italian gardens, and a subtle playfulness enhanced by clean modern forms. Cristina Celestino's first collection for Fornace Brioni, 'Giardino all'Italiana', was inspired by the formal gardens of Italy and was created after observing the geometric forms of trees, topiaries and sculpted hedgerow.

There will be some degree of variation in color, shade, size and texture across production lots or batches. This means that your sample may not be a perfect match with your actual order, and that your add-on order may not be a perfect match to either. **This is the beauty of artisanal tile!**

---

## INSPECTING YOUR SHIPMENT

- All Fornace Brioni tiles are made by hand, therefore slight variations in thickness, depth, color, shade and size are to be expected. Therefore it is important to blend the tiles from all boxes once they arrive and place them in their installation area to ensure you have the layout you want before installing.
  - Industry standard suggests adding at least 15% overage due to tile cuts, potential shipping breakage, or future repairs.
  - Dust and residue from shipping should be cleaned prior to installing.
- 

## INSTALLATION FYIs

- clé offers general information about our tiles and their unique qualities and usages. Proper installation will only be attained if you have selected a seasoned installer with years of experience with artisan tiles. Any installer without artisan tile experience will not know how to install clé tiles and will likely result in failed installations.
- As is standard in the tile industry, installation deems acceptance of materials. Do not install if there are visible issues. If you have any doubts or are unsure of what qualifies as a visible issue for the tile you are installing, please reach out to us PRIOR to installation. Our tiles are subject to variations in color, texture, size and finish. Misuse by contractor or end-user including but not limited to negligence, physical and/or chemical abuse is not covered by clé's warranty.
- Tile is merely the surface of your construction. Installation problems will arise from inexperienced artisan tile installers, substrate or construction engineering and/or installation issues. Please refer to your project architect,

structural engineer and/or installer for best results. \*PLEASE CONFIRM YOUR INSTALLER'S LEVEL OF ARTISAN TILE EXPERIENCE. Your installation will only be as good as your installer.

- Install the tiles as late as possible in the project to minimize the risk of damaging the tile.
- Please refer to the current edition of the TCNA Handbook for best installation results and ANSI A137.1 American National Standard Specifications for Ceramic Tile to reference specifications.

---

## INSTALLATION AREAS

- Fornace Brioni Glazed Ceramic tiles are not recommended for interior or exterior floor installations.
- Fornace Brioni Glazed Ceramic tiles can be used on fireplace surrounds.
- Fornace Brioni Glazed Ceramic tiles can be installed on backsplashes, in bathrooms, showers and steam showers with the application of a penetrating sealer.
- Fornace Brioni Glazed Ceramic tiles cannot be placed where heat is directed on them (inside fireplaces, pizza ovens, oven venting).
- Fornace Brioni Glazed Ceramic tiles can be used as a stove backsplash. Please consult with your installer to see if a range splash is required for your installation.
- Fornace Brioni Glazed Ceramic tiles can be used on interior and exterior non-freeze thaw location walls. Refer to the "Sealing, Maintenance, and Care" section below for exterior sealing recommendations.
- Fornace Brioni Glazed Ceramic tiles are not suitable for pool and fountain water lines.
- Fornace Brioni Glazed Ceramic tiles are not freeze/thaw resistant.

---

## GROUT

- clé recommends Mapei Ultracolor Plus FA on Fornace Brioni Glazed Ceramic tile installations.
- The recommended grout joint size for both the Ceramic Tivoli and Rocaille Shells is 1/8".
- For dry applications of Fornace Brioni Glazed Ceramic it is not necessary to grout, however it is necessary for wet applications. On Rocaille Shell installations requiring grout it is necessary to finger grout due to the shape of the tiles. For glazed Tivoli installations requiring grout we recommend using a grout bag to fill the grout joints due to the shape and depth of the tile.
- Grout color selection is always up to our client and/or their design professional. However, clé is often asked for our opinion on best grout selections for our tiles. And due to the large array of grout colors that are now available, clé would like to offer this general guideline on a foolproof grout color selection for any of your clé tiles.
  - First, have your professional tile contractor complete your tile installation, except for the grout portion.
  - Next, when ready to grout, ask your contractor to bring ALL grout color charts from his preferred grout manufacturers, for your review.
  - Lastly, choose a time of day when you are most pleased with the lighting in your space (either natural lighting, installed lighting or a blend of both). During that lighting and time of day, select the grout color that best matches your tile selection.

- If your contractor is having any issues or questions regarding this grout, please reach out to Mapei tech support directly at 1-800-992-6273 as they are the best and fastest line of contact.
- If you are working with highly color-variegated tiles or a combination of tiles, we recommend that you follow the above recommendations—but match your grout to the color in your installation that you would like to accentuate.
- It is recommended that if your Fornace Brioni Glazed Ceramic tiles have visible crazing, that a grout release or penetrating sealant be applied prior to grouting.
- Additionally, it is recommended that if your Fornace Brioni Glazed Ceramic tiles are being grouted with a contrasting grout color vs. a matching one, then a penetrating sealant or grout release should be applied prior to grouting in order to minimize the possibility of the contrasting grout curing in the inherent hairline cracks.

---

## SEALING, MAINTENANCE, AND CARE

- Please follow Laticrete's [Sealing, Maintenance, and Care guide](#) for more guidance on sealing, cleaning, maintaining, and caring for your tile installation.
- **If you have any questions regarding Laticrete products or how to use them, please contact Laticrete directly by phone: 1-800-243-4788 X 1235.**

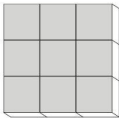

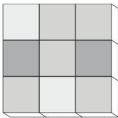




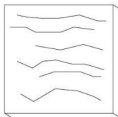

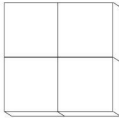

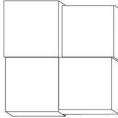
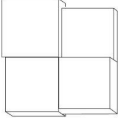
# ADDITIONAL SPECIFICATIONS

## COLOR,TEXTURE AND SIZE VARIATION

Due to the handmade craftsmanship of many of our tiles and the variety of materials used, there are degrees of variation in our tiles color, shade and texture. These differences are more pronounced in certain types of tiles than others, especially in tiles from separate production lots, or “batches”. This makes it unlikely that your sample will be a perfect match with your actual order or that your add-on order will be a perfect match to your first order.




The following is a guide for the different degrees of variation that we have assigned our tiles:

Fornace Brioni Glazed Ceramic tiles are rated 'level 2 slight' for color variation, 'level 1 smooth' for texture variation, and 'level 2 medium' for size variation.

CATEGORY	LEVEL 1	LEVEL 2	LEVEL 3	LEVEL 4	LEVEL 5
COLOR VARIATION	 low	 slight	 medium	 heavy	 extreme
TEXTURE VARIATION	 smooth	 slight	 medium	 heavy	n/a
SIZE VARIATION	 slight	 medium	 heavy	 extreme	n/a

## Imperfections

Fornace Brioni Glazed Ceramic tiles are rated 'level 1 light' for crazing.

	LEVEL 1	LEVEL 2	LEVEL 3
CRAZING	 light	 medium	 heavy

---

## FLOOR RATING

N/A—Glazed Tivoli and Rocaille are for wall applications only.

---

## PRODUCT DESCRIPTION

Non-vitreous glazed ceramic wall tiles.

---

## PRODUCT COMPONENTS

Clay, glaze, pigments.

---

## DIMENSIONS

Rocaille	10 cm x 10 cm x 1.6 cm (4" x 4" x $\frac{5}{8}$ ") / 0.10 kg per tile (0.23 lbs)
Glazed Tivoli	11 $\frac{3}{8}$ cm x 39 $\frac{2}{8}$ cm x 1 cm (4 $\frac{1}{4}$ " x 15 $\frac{1}{2}$ " x $\frac{3}{8}$ ") / .61 kg per tile (1.3 lbs)
Glazed Ceramic Pill	5.08 cm x 21.6 cm x 0.95 cm (2" x 8 $\frac{1}{2}$ " x $\frac{3}{8}$ ")
Glazed Ceramic Listello	2.22 cm x 12.07 cm x 0.95 cm ( $\frac{7}{8}$ " x 4 $\frac{3}{4}$ " x $\frac{3}{8}$ ")
Glazed Ceramic Rectangle	10.16 cm x 21.6 cm x 0.95 cm (4" x 8 $\frac{1}{2}$ " x $\frac{3}{8}$ ")

\* Please note all dimensions are nominal. Additionally, dimensions can vary +/- 1/8".

---

## AVERAGE COEFFICIENT OF FRICTION (DCOF ACUTEST)

"Wet Dynamic Coefficient of Friction" (DCOF) testing is not performed as this is strictly a wall tile.

---

## FREEZE/THAW RESISTANCE (ASTM C1026)

Fornace Brioni Glazed Ceramic tiles are not freeze/thaw resistant.

---

## WATER ABSORPTION (ASTM C373)

Avg. 23.3%; non-vitreous.

---

## ACID RESISTANCE

Fornace Brioni Glazed Ceramic tiles are not resistant to acids and should be cleaned with pH neutral cleaners.

---

## LEED CREDITS

The product is an inherently non-emitting source of VOCs (stone, ceramic, metals, powder-coated metals, plated or anodized metal, glass, cement, clay brick, and unfinished or untreated solid wood) and has no integral organic-based surface coatings, binders, or sealants.

Fornace Brioni tiles are considered 'inherently non-emitting sources' under the Low-emitting Materials Credit of LEEDv4/v4.1. **This is currently the only credit for our Fornace Brioni tile that is eligible to be used toward LEED.**

'Inherently non-emitting' means that these tile types have been shown to not contribute emissions to indoor environments and are therefore exempt from demonstrating compliance with CDPH v1.1-2010 or CDPH v1.2-2017.

Use of these tiles as Wall or Flooring materials should be entered in the LEED v4.1 low-emitting materials Calculator and identified as 'inherently non-emitting' in the Products Tab (Column L).

Disclosures for MR Credit Material Ingredient Disclosures under LEEDv4/v4.1, are not available at this time. We are exploring our disclosure options and have not established a timeline for completion.

Disclosures for MR Credit Environmental Product Declarations under LEEDv4/4.1, are not available at this time. We are exploring our disclosure options and have not established a timeline for completion.

Contribution to MR Credit Material Sourcing under LEEDv4/v4.1, does not apply as there is no recycled content, no bio-based materials, no wood, no reused products included in our tile at this time. Extended producer responsibility programs are highly difficult to manage given the nature of end-of-use tile removal methods. *Tile can last hundreds of years but fashions often change, which is the dominant reason for its removal. We work hard to ensure our stone tiles can withstand the test of time while remaining timeless.*

---

## RECYCLED CONTENT

There is no recycled content in our Fornace Brioni glazed ceramic tiles at this time. See material sourcing disclosure above.

---

## PERCENTAGE OF PRE-CONSUMER AND/OR POST-CONSUMER MATERIALS

There is no pre-consumer or post-consumer material content in our Fornace Brioni Glazed Ceramic tiles at this time. See material sourcing disclosure above.

---

## **FIRE RATING**

Typically, ceramic tile does not need to have fire rating testing performed. It is our understanding from TCNA that the explanation that ceramic is inorganic, inert, and typically free of materials that could burn or produce smoke is generally enough to satisfy a specifier and that testing is not necessary. Also, the temperatures observed in the testing are typically lower than the temperatures at which ceramic tiles are fired.

Ceramic tile falls under the description, "because ceramic tile is non-flammable and does not produce smoke in a fire, it inherently meets the flame spread and smoke development requirements of Section 803 of the International Building Code (IBC) for interior wall and ceiling materials."